

Avyakt Murli Adhyayan Test (AMAT)

Frequently Asked Questions

Section – 1 New Users Related

- **What is AMAT?**

AMAT is the short form for Avyakt Murli Adhyayan Test which is a part of the Avyakt Murli Adhyayan Project, wherein we aim to revise all Avyakt Murlis from 1969 till 2017 and also take Tests on all the revised Avyakt Murlis.

There are two types of test conducted at www.amataos.online i.e. Daily Test and AMAT. Daily Test is conducted on Avyakt Murli that is being revised each day in the Angel of Shiva morning group class, and then AMAT is conducted monthly, based on Avyakt Murlis of 1 or more years. Daily Tests are not conducted regularly but AMAT is conducted regularly.

- **How many types of tests are conducted on amataos.online website.**

Two types of Tests are conducted at the website, i.e. AMAT which is based on Avyakt Murlis of 1 or more years and Daily Quiz which is based on a single Avyakt Murli.

- **In how many languages is this Test is conducted?**

Currently AMAT is conducted in 9 Languages i.e. Hindi, English, Kannada, Telugu, Tamil, Marathi, Bengali, Nepali & Vietnamese

- **Do I have to create an account on www.amataos.online to give a test?**

Yes, it is mandatory to Sign up and create an account at www.amataos.online to take the Test. While signing up, please ensure you provide the correct name, an active email ID and phone number.

- **Where can I see upcoming AMAT test dates?**

You can check the Test dates of upcoming AMATs on the Home Page of our official website www.amataos.online. Also all the class and AMAT related information is posted regularly on AoS telegram and Whatsapp groups.

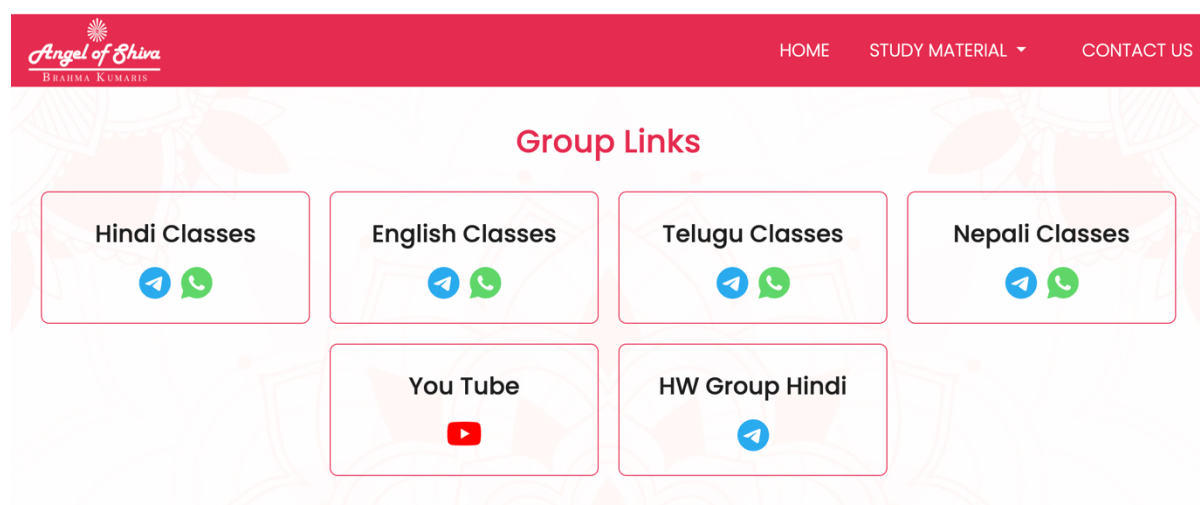
Previous AMATs were based on following year murlis :

AMAT 1 - 1970	AMAT 7 - 1977	AMAT 13 - 1985
AMAT 2 - 1971	AMAT 8 - 1980	AMAT 14 - 1987
AMAT 3 - 42 Purity Murlis	AMAT 9 - 1981, 82 & 83	AMAT 15 - 1988
AMAT 4 - 1972 & 73	AMAT 10 - 1983	AMAT 16 - 1989 & 90
AMAT 5 - 1974 & 76	AMAT 11 - 1983, 84 & 85	AMAT 17 - Amritvela book
AMAT 6 - 1975	AMAT 12 - 1986	

- **How can I join Angel of Shiva Group?**

You can join by visiting the link <https://linktr.ee/Angelofshiva>

You can also visit our website and check links given on the Home Page. You can join the WhatsApp group of your preferred language to get daily class and test related updates. You can also watch daily classes on YouTube at <https://www.youtube.com/@AngelofShiva>



- **I am not getting OTP on signup. What to do?**

Check your spam mail (junk), if the OTP is not in your spam mail, then it is possible that your inbox is full or you entered the wrong email id. You can write an email to angelofshiva108@gmail.com or fill the form on Contact Us page at www.amataos.online.

- **How to contact the AMAT team?**

You can visit our website and fill out the form on the Let's Connect page or email us at angelofshiva108@gmail.com

- **What information must be provided to the admin when contacting for any support/query?**

You must provide the User code and Test Number along with the opted language if the query is related to a particular test.

- **I am not able to open amataos.online website. Please help.**

If you are not able to load the website, please check your internet connection or try to log in after sometime. **During last few hours of live test, website may load very slow, please have patience at that time , it will take some time to load. That's why it is said not to rush for the test in last few hours or in evening from 7 pm to midnight.**

If you continuously face problem in opening www.amataos.online or getting improper alignment/view of website then please clear your cache. Watch this video to know how to clear cache from your mobile - <https://www.youtube.com/watch?v=X0C4vGC6o9g>

- **If I do not have an email id , can I make an account?**

No, you can't create an account without an email id so please take help from someone to create your personal email id either on Gmail or any other suitable platform, and then sign up at www.amataos.online

Section – 2 Related to Users who face trouble in Logging in to their account.

- **How can I change my AMAT account password?**

You can log in to www.amataos.online and click on the My Account Section to change your password.

- **I have forgotten my password. How can I recover my password?**

Follow the mentioned steps to recover your account

1. Enter your email id & click Forgot Password.

2. A new window will open. Enter your email id and click the Verify Email button

3. Enter the last 4 digits of the mobile number you mentioned while registering.

4. You will be prompted to reset your password

- I don't remember the email id that I used at the time of Sign up, and don't even remember my User id. Please help me recover my account.

If you have forgotten your user id or want to change email id due to inactive email id or inbox full issues, then write an email to us. We will change your email id to new one so that you can login again.

Section – 3 Updation/ Changes in AMAT account.

- **Can I create more than 1 account on the website?**

No, creating two or more accounts at www.amtaos.online is strictly prohibited. Creating more than one account will be considered as cheating/illegal and will lead to the deletion of both all accounts.

- **Can I update my mobile number for my AMAT account?**

Yes, you can update your mobile number in the My Account Section.

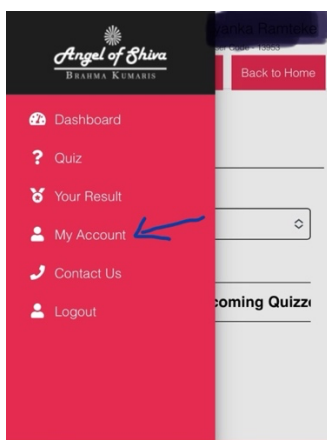
- **Can I update my city or the spelling of my name in my account?**

Yes, you can update your City or the spelling of your name in My Account. It is highly recommended to shorten your name if you have a very long name. Also, avoid using the full name Brahma Kumar/ Brahma Kumari in front of your name; rather, use the short form BK, as it helps our team to sort and maintain your records properly.

- **I have my AMAT account, but my current mail box is full / I don't use that email id anymore. Can I change my email id?**

Yes, you can change your email id by following the steps mentioned below

1. Log in to your account using the email id with which you signed up
2. Go to the My Account Section on the left side of the page



3. In the Email section, click Change

Primary Language / प्राथमिक भाषा *

Hindi

(If you take the same test in multiple languages, the primary language you selected will be considered when creating the Toppers List) / (यदि आप एक ही परीक्षा कई भाषाओं में देते हैं, तो टॉपर्स सूची बनाने के दौरान आपके द्वारा चुनी गई प्राथमिक भाषा को ही मान्यता दी जाएगी।)

Email / ईमेल *

[Redacted Email Address] Change

Phone / फ़ोन *

(+91) IN... x 9650266366

4. Enter New Email Address
5. An OTP will be sent to your New EMail id
6. Check and Enter OTP in the AMAT Website
7. Your email id will be changed to your New Email id

- I have given a few tests from one account and a few from another. Can you merge both and keep only one account active?

To maintain test integrity, we do not merge accounts, so please ensure that you use only one account to give all the Tests.

Although, for an exceptional case, if you have two accounts due to a change in the website, then you can fill the Missing Marks Form from your currently active account wherein you can submit marks of AMATs that are in your old account and write in Remarks box that you have given these AMATs from the old account and now after all AMAT mark's updation in new account we can deactivate the old account.

Our team will check and verify if the request is genuine. But there is no guarantee that accounts will be merged. Also, merging of accounts is only applicable for tests given before AMAT 14.

Section – 4 Answers to FAQs during/post Test.

- **I am not free during the daytime, would it be ok if I give AMAT late in the evening?**

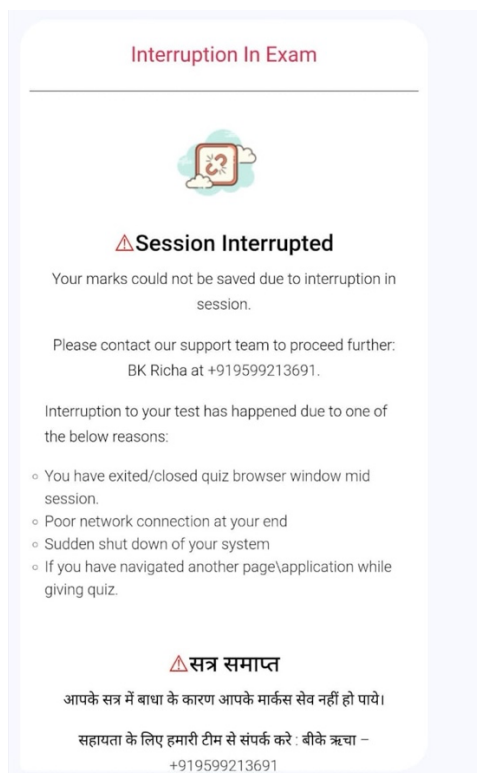
It is recommended to choose a day time for the exam and avoid taking the test between 7 PM and 11 PM IST, as a large number of candidates log in at the same time increases server load, which causes difficulties in loading the website. Also, if you face any issues during this period, we may not be able to provide assistance as neither phone calls nor messages will be responded to.

- **I started giving the test, but the questions are not shown in proper language. Why?**

Please turn off the auto-translation feature on your mobile or browser to ensure you receive the questions in the original language in which they are written.

- **I was giving Live exam but suddenly I lost network connection, is my test saved or I will have to retake the test and answer all the questions again?**

In such a case, you would have received a session interrupted message as shown in the images below. It means that your Test result is not saved with us and you need to contact our support team immediately.



- I couldn't submit the exam before the expiry time. Will my marks be saved?

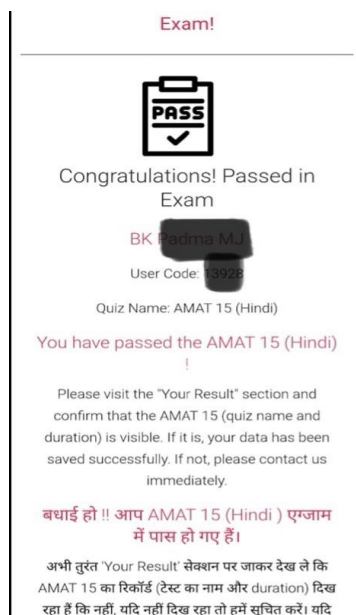
In such a case, your test will get auto submitted and your marks will get calculated for the questions you have attempted within the specified time limit. To avoid such situation in future, please ensure that you submit the test within specified time duration and press submit button before time expires.

- I have given the AMAT, but on the result announcement day my result is not showing. Why?

As shown in the image below, when you submit the test, it is clearly mentioned to check whether your Test Details, like current Quiz Name, Pass/Fail, Time Taken etc, are mentioned or not. If it is not showing, then you should immediately contact our support team for help as it means your result is not saved.

As once the Live Test time duration is over, we cannot help you.

Post Test Submission Screen



Your Result Section

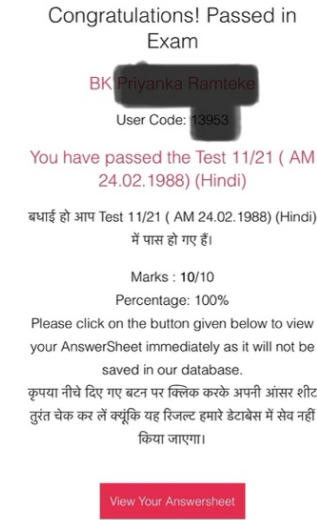
Quiz_name	AMAT 14
Language	Hindi
User_code	13953
User_name	Priyanka Ramteke
Email	priyanka.ramteke@gmail.com
Exam_date	20-09-2025
Exam_given_date	21-09-2025
Time_taken	00:13:41
Result	pass

- I have given Live test , but my record /test entry (test name, duration...etc) is not displaying in Your Result section. What to do?

If your Test record is not showing in Your Result Section after submission of Live Test that means that your result is not saved with us. In such a case you can go to the Contact Us page and contact our support team immediately. But this facility is only available during the Live Test and no support is provided during the last few hours of Live Test.

- **I have given the Test, but I am not sure if my Test was submitted successfully or not.**

For Daily Test - Immediately after submitting the Test, a screen will show your result Pass/Fail, Marks, Percentage and you can also View Your Answersheet. But this result will not be saved on our website and will not be visible once you log out of the website.



For AMAT - After submitting the test, check whether your test details in Your Result Page, like current Quiz Name, Pass/Fail, Time Taken etc, are mentioned or not.

Quiz_name	AMAT 14
Language	Hindi
User_code	13953
User_name	Priyanka Ramteke
Email	priyanka.ramteke@gmail.com
Exam_date	20-09-2025
Exam_given_date	21-09-2025
Time_taken	00:13:41
Result	pass

If it is not showing, then immediately contact our support team for help. Please note that marks, percentage, answersheet etc will be shown only after expiry of live quiz time i.e. when we announce the results.

- **When can I view the result of the live test and where can I see the answer sheet?**

Daily Tests : You can view the result of the Daily Test immediately after submission of the Test and view the Answer sheet by clicking on View Answersheet button. Please note that marks and the answer sheet for the Daily Test will not be saved for later viewing and will not be visible in the Your Result section as you can only see AMAT results there.

AMATs : You have to immediately check your Result page to ensure that your test is submitted with us not. If you see the current Quiz Name, Time Taken etc on top that means that your AMAT is successfully submitted and your Marks, Percentage etc will be visible once the result is announced. The result is mostly updated on the next day of AMAT. The time and date of the Result is also announced on the WhatsApp groups. You can view the Answer sheet for AMAT and download the certificate for the particular test.

- **I can't see my marks and percentage in Your Result Section for Tests given, Why?**

At the AMAT website (<https://amataos.online>), we temporarily disable the display of 'achieved marks' and 'percentage marks' under the "Your Result" page for all your attempted tests a couple of days before the main monthly AMAT test and make it available again 1-2 days after the end of the AMAT exam. Therefore, we kindly request you not to message us regarding its unavailability during this period.

- **I can just see my current Live Test details like Test Name, Time Taken in Your Result but can't see result of all other AMATs given previously. Why?**

At the time of Live Test only the details of current test is shown in Your Result Section. All other result data is not displayed as it increases load on the server, you will be able to see all other AMAT Result data after the Live Test.

- **I am not able to see the answer sheet for the test that I gave one week/month ago. Why?**

The answer sheet is visible only for next 3 days after the Live Test. So please ensure that you view your result and check answer sheet within next 3 days of Live test.

- **I have given AMAT 7 (or any other AMAT) but my marks are missing in the Your Result Section. How can I get my marks updated in the website for the missing test?**

Fill the missing marks forms available in the menu. It is available to fill for Hindi & English language only. It is available only for limited time period only.

- **I have given many test series quizzes like OK, NK, JK, DK, etc., but the result data is not visible for all these daily test series. Why?**

We do not save results for the Daily Test Series; result data is only saved for AMATs.

- **I am not available during the time period of the Test due to some emergency/urgent work, can you please extend the time period of the test?**

Once the exam duration is over, no one will be given attempt for giving exam for any reason. Please ensure that you complete your test within the given time. Additionally, please refrain from requesting extensions for the quiz duration

- **I was sick or had emergency on the test day. Can I get another chance to give AMAT?**

No AMAT is taken only for a specific duration for all participants across time zones.

- **Can you change the test date? I'm travelling on the Live Test day?**

It is not possible to change AMAT Dates as AMAT is pre-decided and is scheduled keeping in mind convenience and suitability for thousands of participants across time zones. So please try to give AMAT on the scheduled dates.

- **When can I expect to hear back from the AMAT team once I contact them?**

You can expect a response from the AMAT Team within 1 day to a few months. Also, we reply only to selective queries due to the shortage of time.